

# NSI's Sustainability Journey

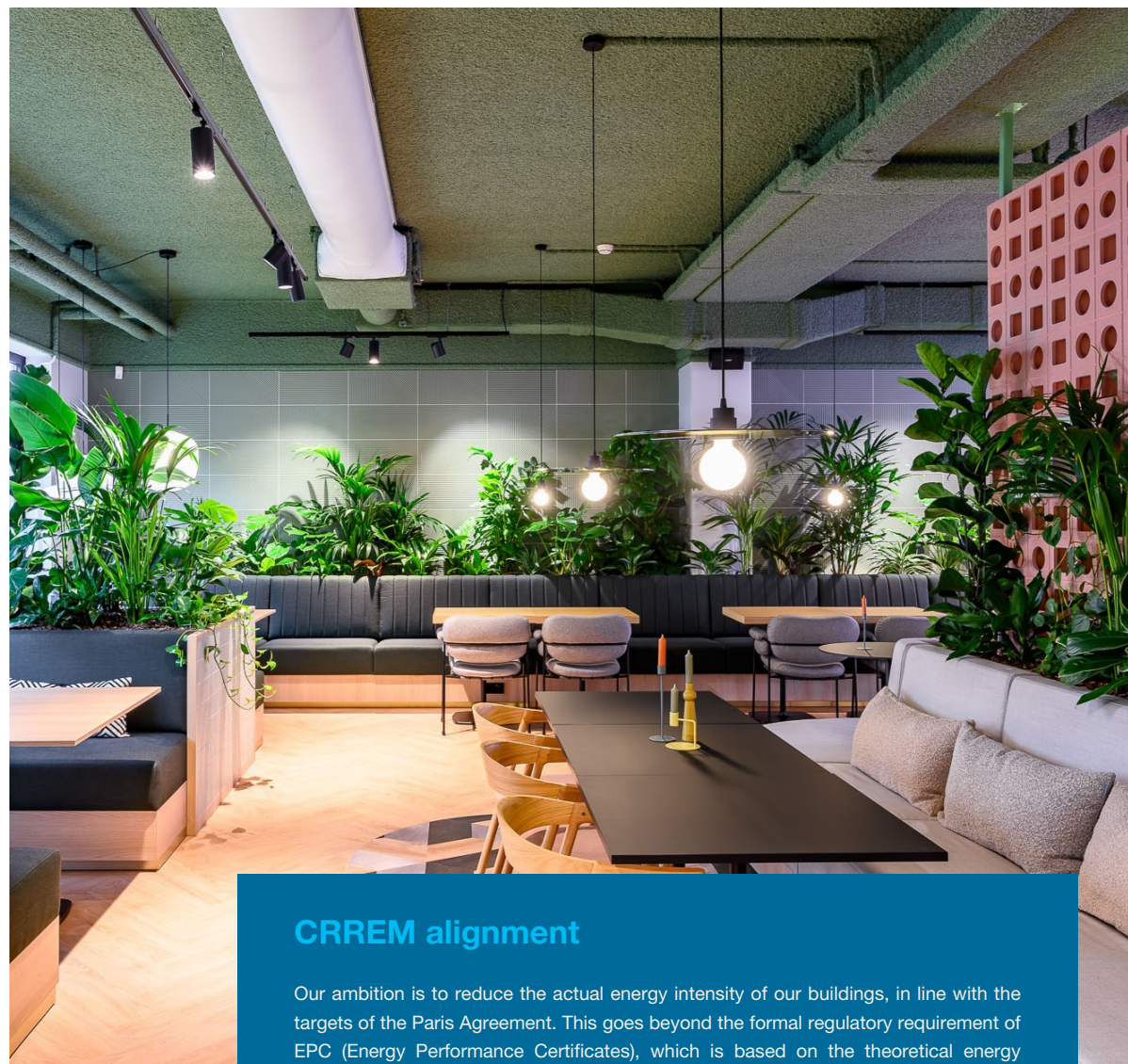




Welcome to the NSI sustainability brochure for 2023. We would like to share our sustainability strategy and the steps we have taken in recent years, both within our organisation and in the building where your office is located. ESG (Environmental, Social & Governance) is firmly embedded in our agenda and its continued importance is undeniable. We recognise the significant impact of our operations on the environment and on you as a tenant. Consequently, sustainability is a fundamental part of our mission to provide adaptable workplaces where health and well-being come first. The crucial challenges that lay ahead in terms of climate change, sustainability and well-being have further highlighted its importance.

Sustainability is a fundamental part of our mission to provide adaptable workplaces where health and well-being come first.

The Paris Agreement states that by 2050, CO<sub>2</sub> emissions should be reduced by 95% compared to 1990. In line with the Climate Agreement, the Dutch government targets a 50% reduction in CO<sub>2</sub> emissions by 2030. As CO<sub>2</sub> emissions of offices depend on energy consumption, a minimum energy label C was required for office buildings at the start of 2023, mandating annual energy consumption to stay below 225 kWh per square meter.



### CRREM alignment

Our ambition is to reduce the actual energy intensity of our buildings, in line with the targets of the Paris Agreement. This goes beyond the formal regulatory requirement of EPC (Energy Performance Certificates), which is based on the theoretical energy usage of a building. We have shifted to using CRREM, a methodology that calculates the actual energy intensity of buildings. It is a yardstick that allows us to measure the consumption of both the building and its tenants to see if we are in line with our long-term targets. This decision reflects our commitment to a more accurate and impactful approach to sustainability.





## BREEAM label

BREEAM is the main accreditation for determining the sustainability performance of buildings. Buildings are assessed on nine elements: Management, Health, Energy, Transport, Water, Materials, Waste, Land Use & Ecology and Pollution. These categories are built up from different credits. The scores on the various components ultimately lead to a total score, expressed in stars (1 to 5 stars) and corresponding labels (Pass, Good, Very good, Excellent, Outstanding). We aim to achieve at least a BREEAM Very Good label for our core portfolio by 2025.

## Moving towards a Paris-aligned portfolio

NSI has developed a sustainable roadmap, with a clear and progressive ambition to be aligned with the Paris Agreement by 2034. CRREM has calculated that for Dutch offices to be aligned with the Paris Agreement, their energy intensity should be below 85 kWh per square metre per year by 2034. By the end of 2023, the energy intensity of our current office portfolio was 112 kWh per square metre per year. Another ambition we are working towards is to achieve at least a BREEAM Very Good label for our core buildings by 2025. In anticipation of our ambition to be Paris aligned by 2035, we want all NSI buildings to be gas-free by 2032.

By the end of 2023, the energy intensity of our current office portfolio was 112 kWh per square metre per year.

## Energy labels

	2023	2025
A++	5	7
A+	5	15
A	28	21
B	6	2
C	1	0
Total	45	45

## BREAAAM labels

	2023	2025
Excellent	14	14
Very good	17	16
Good	7	12
Pass	2	2
No label	5	1
Total	45	45

# Roadmap to Paris-alignment



**2025**

The ambition is for our core portfolio to have at least a BREEAM Very Good label.



**2032**

The aim is that all NSI buildings are gas-free.



**2023**



**2028**

The goal is to reduce the energy intensity of our core portfolio to a maximum of 100 kWh per square metre per hour.

**2034**

NSI is Paris-aligned.

## Taking the right steps

We take four different steps to make our buildings more sustainable.

- 1 We strive to generate energy in the most sustainable way possible by opting for district heating, a Heat and Cold Storage and European wind.
- 2 We use the energy that we need for each building as efficiently as possible.
- 3 We avoid wasting energy together with our tenants.
- 4 We compensate the remainder of the CO<sub>2</sub> emissions.

## Achieving our sustainability ambition together

We remain committed to investing further in sustainable technology and new initiatives. However, we will only achieve our sustainability ambition together with our tenants. Especially since approximately 50% of the energy consumption in our buildings stems from the use of our tenants. Sustainable use of the office building and raising awareness are essential in this process. Last year, we received many interesting ideas from our tenants to further improve the sustainability of our offices. Do you have a new sustainable initiative or would you like to know more about the sustainability of our buildings? Mail to [duurzaamheid@nsi.nl](mailto:duurzaamheid@nsi.nl).

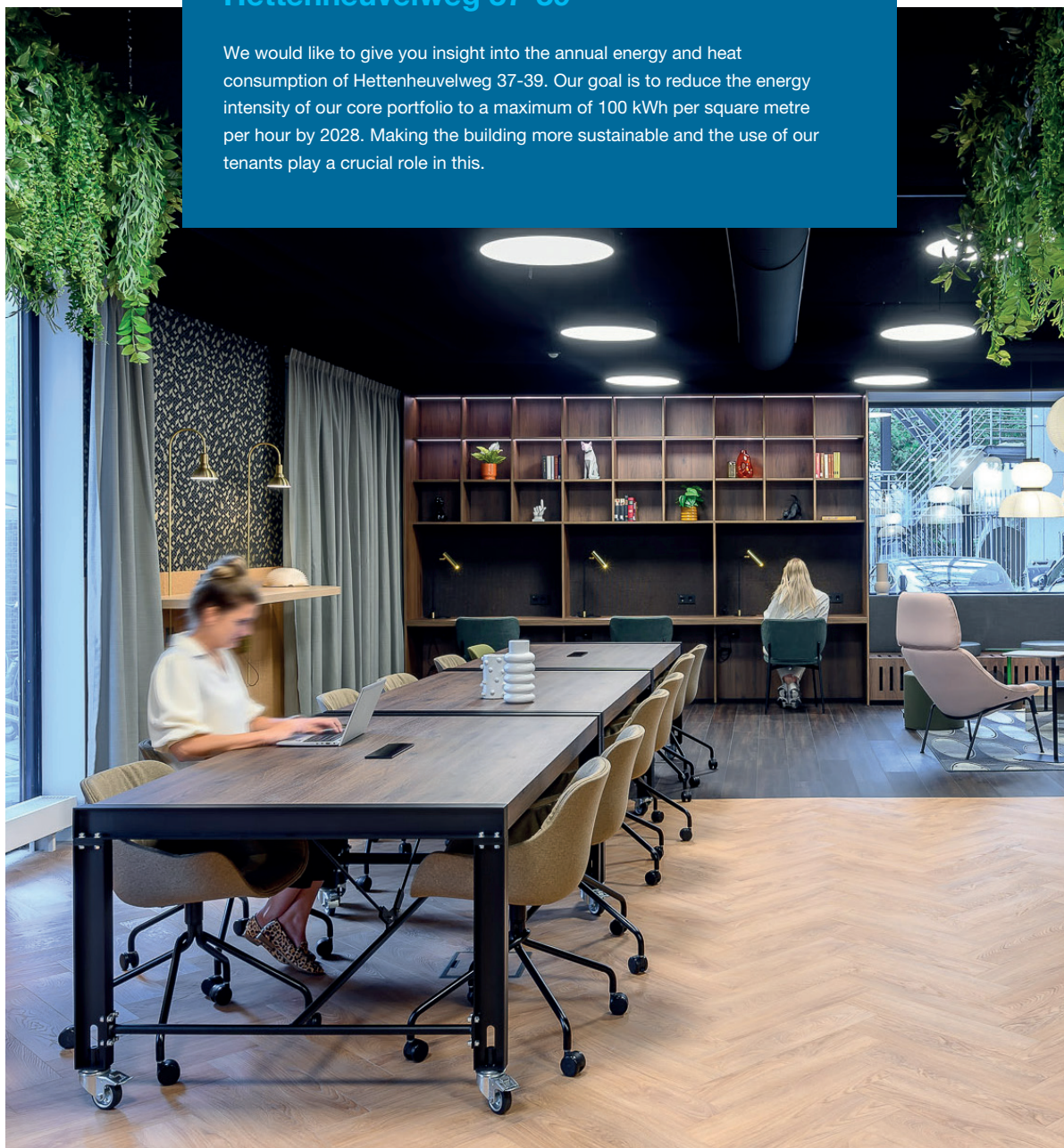
## GRESB benchmark

GRESB is an independent and leading organisation that studies the ESG factors of real estate and infrastructure worldwide. The total score is a number between 0 and 100 and is compared with peers in a benchmark. The star rating (1 to 5 stars) is determined on this basis. NSI successively achieved 49 points (2018), 71 points (2019), 88 points (2020), 92 points (2021), 93 points (2022) and 94 points (2023). This translates into a five-star rating. In 2023, we were awarded Sector Leader in four categories: Global sector leader, Global Listed Sector Leader, Regional Sector Leader Europe and Regional Listed Sector Leader Europe.

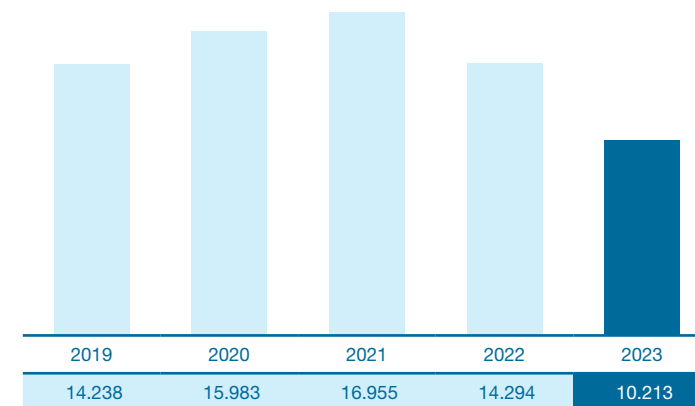


## Hettenheuvelweg 37-39

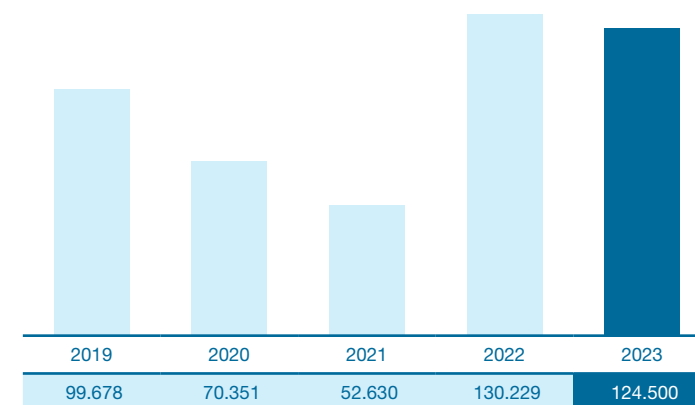
We would like to give you insight into the annual energy and heat consumption of Hettenheuvelweg 37-39. Our goal is to reduce the energy intensity of our core portfolio to a maximum of 100 kWh per square metre per hour by 2028. Making the building more sustainable and the use of our tenants play a crucial role in this.



### Heat (gas m³)



### Energy consumption (kWh)



How have we made Hettenheuvelweg  
37-39 more sustainable in recent years?



Scan this QR code to  
find an overview of all  
our certificates and  
labels.



#### BREEAM LABEL

NEW

As of 2023, the BREEAM label of this building is Very Good. This is a substantial improvement compared to 2022, when the building had a Good label.



#### ENERGY LABEL

The energy label of this building is A.



#### ELECTRIC CHARGING STATIONS

We have added 4 electric car charging stations for general use.



#### SOLAR PANELS

This building has 178 solar panels. These provide a total installed capacity of 47,900 kWh.



#### EUROPEAN WIND

The energy we purchase for all our multi-tenant buildings comes from European wind from Vattenfall. This is CO<sub>2</sub> neutral. The gas we use leads to CO<sub>2</sub> emissions. We offset this through CO<sub>2</sub> buy-back certificates.



#### SMART METERS

We installed 15 smart meters in this building. These provide more accurate insights into energy consumption.



#### BUILDING ALGORITHM

In this building, we use Spectral. This is a smart algorithm that fully controls the building's climate installations to minimise energy consumption and increase comfort.



#### HEAT RECOVERY

In this building, we recover heat by using a thermal wheel. This ensures that heat is recovered from the outgoing air, so that less energy is needed to heat the building.